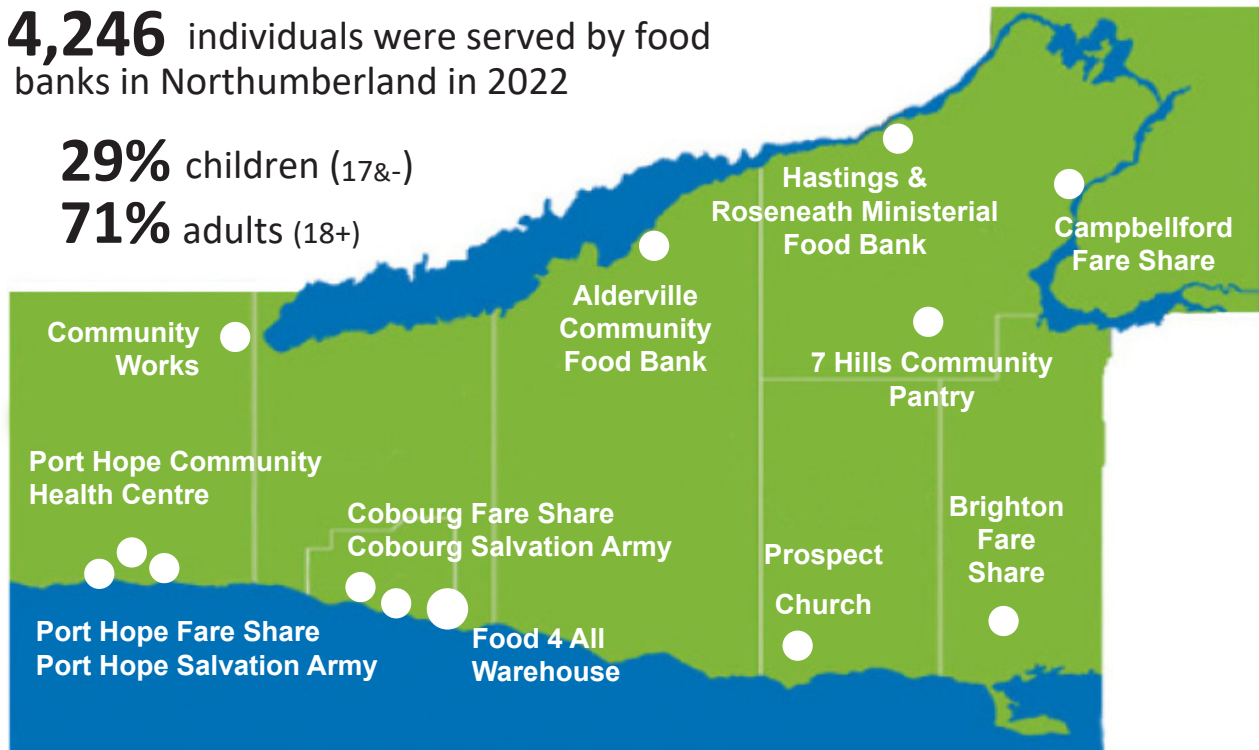


Recognizing the need in Northumberland...

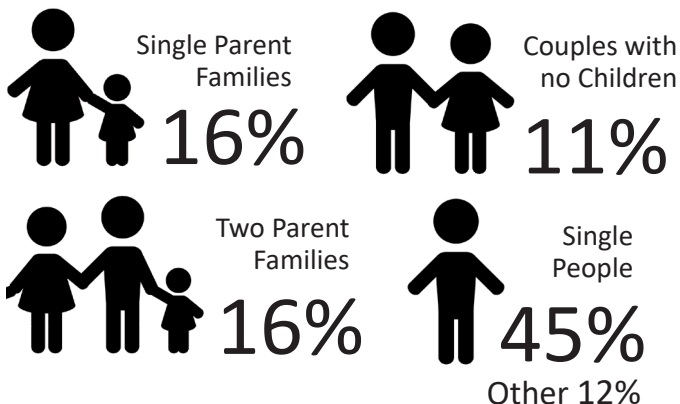
4,246 individuals were served by food banks in Northumberland in 2022

29% children (17&-)

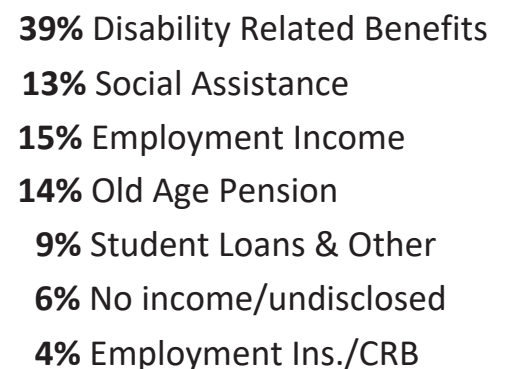
71% adults (18+)



Family Composition of those served by food banks



Primary Source of Income



Housing Status of those served by food banks



Working together to #FeedChange...



355 volunteers provided
52,046 hours of service
to Food 4 All and to 12 local
food banks in 2022

TOP 10

Items most in demand at local food banks:

1. Fresh fruit/vegetables
2. Canned meat/fish
3. Peanut butter
4. Canned fruit/vegetables
5. Soups/stews
6. Pasta sauce
7. Canned tomatoes
8. Canned pasta
9. Toilet paper
10. Shampoo/soaps

Food 4 All distributed

1,304,575

pounds of product
(Value of \$4,592,104.00)



79% to Food Banks
14% to Community Groups
7% to Student Nutrition Programs

During 2022-2023 school year, we helped

43 local school nutrition programs feed
more than **6500** students. An average of
94,866 meals and snacks were served
to these students each month.

To find out how you can help **#FeedChange**,
check out our **“30 Ways in 30 Days”** calendar.
Let's work together so that no one goes hungry in
Northumberland County!